








MOUNTING INSTRUCTIONS

Series 748 Stainless steel
repair clamp, type FSA10



*Indication maximum area to repair: 1/3 area repair clamp. Studs and nuts needs to be free from any dirt.